

**Shareholding Pattern under Regulation 31 of SEBI (Listing Obligations and Disclosure Requirements) Regulations, 2015**

1.	Name of Listed Entity: <b>HPL ELECTRIC &amp; POWER LIMITED</b>
2.	Scrip Code/Name of Scrip/Class of Security: <b>BSE- 540136,NSE- HPL, EQUITY SHARES</b>
3.	Share Holding Pattern Filed under: <b>Reg. 31(1)(a)/Reg.31(1)(b)/Reg.31(1)(c)</b>
	a. if under 31(1)(b) then indicate the <b>report for quarter ended 31.03.2021</b>
	b. if under 31(1)(c) then indicate date of allotment/extinguishment: <b>N.A</b>

4. **Declaration** : The Listed entity is required to submit the following declaration to the extent of submission of information:

	Particulars	YES*	NO*
a	Whether the Listed Entity has issued any partly paid up shares?		<b>No</b>
b	Whether the Listed Entity has issued any Convertible Securities or Warrants?		<b>No</b>
c	Whether the Listed Entity has any shares against which depository receipts are issued?		<b>No</b>
d	Whether the Listed Entity has any shares in locked-in?		<b>No</b>
e	Whether any shares held by promoters are pledge or otherwise encumbered?		<b>No</b>

\*if the Listed Entity selects the option 'NO' for the questions above, the columns for the partly paid up shares, Outstanding Convertible Securities/Warrants, depository receipts, locked-in shares, No of shares pledged or otherwise encumbered by promoters, as applicable, shall not be displayed at the time of dissemination on the Stock Exchange website. Also wherever there is 'No' declared by Listed entity in above table the values will be considered as 'Zero' by default on submission of the format of holding of specified securities.

5 The tabular format for disclosure of holding of specified securities is as follows:



Table I - Summary Statement holding of specified securities

Category	Category of Shareholder	No of Shareholders	No of fully paid up equity shares held	No of Partly paid-up equity shares held	No of Shares Underlying Depository Receipts	Total No of Shares Held (VII) = (IV)+(V)+(VI)	Shareholding as a % of total no of shares (As a % of (A+B+C2))	Number of Voting Rights held in each class of securities			No of Shares Underlying Outstanding convertible securities (Including Warrants)	Shareholding as a % assuming full conversion of convertible Securities (as a percentage of diluted share capital)	Number of Locked in Shares		Number of Shares pledged or otherwise encumbered		Number of equity shares held in dematerialized form	
								No of Voting Rights					Total as a % of (A+B+C)	No.	As a % of total Shares held	No.		As a % of total Shares held
								Class X	Class Y	Total								
(I)	(II)	(III)	(IV)	(V)	(VI)	(VII)	(VIII)	(IX)			(X)	(XI)	(XII)		(XIII)	(XIV)		
(A)	Promoter & Promoter Group	8	46718829	0	0	46718829	72.66	46718829	0	46718829	72.66	0	72.66	0	0.00	0	0.00	46718829
(B)	Public	51155	17581657	0	0	17581657	27.34	17581657	0	17581657	27.34	0	27.34	0	0.00	NA	NA	17581656
(C)	Non Promoter-Non Public																	
(C1)	Shares underlying DRs	0	0	0	0	0	NA	0	0	0	0.00	0	NA	0	0.00	NA	NA	0
(C2)	Shares held by Employes Trusts	0	0	0	0	0	0.00	0	0	0	0.00	0	0.00	0	0.00	NA	NA	0
	<b>Total:</b>	<b>51163</b>	<b>64300486</b>	<b>0</b>	<b>0</b>	<b>64300486</b>	<b>100.00</b>	<b>64300486</b>	<b>0</b>	<b>64300486</b>	<b>100.00</b>	<b>0</b>	<b>100.00</b>	<b>0</b>	<b>0.00</b>	<b>0</b>	<b>0.00</b>	<b>64300485</b>




Table II - Statement showing shareholding pattern of the Promoter and Promoter Group

Category	Category & Name of the Shareholder	PAN	No of Shareholders	No of fully paid up equity shares held	No of Partly paid-up equity shares held	No of Shares Underlying Depository Receipts	Total No of Shares Held (IV+V+VI)	Shareholding as a % of total no of shares (calculated as per SCRR, 1957 (VIII) As a % of (A+B+C2)	Number of Voting Rights held in each class of securities			No of Shares Underlying Convertible securities (Including Warrants)	Shareholding as a % assuming full conversion of convertible Securities (as a percentage of diluted share capital) (VII)+(X) As a % of (A+B+C2)	Number of Locked in Shares		Number of Shares pledged or otherwise encumbered		Number of equity shares held in dematerialized form	
									No of Voting Rights		Total as a % of (A+B+C)			No.	As a % of total Shares held	No.	As a % of total Shares held		
									Class X	Class Y	Total			(X)	(XI)	(XII)	(XIII)		(XIV)
(I)	(II)	(III)	(IV)	(V)	(VI)	(VII)	(VIII)	(IX)			(X)	(XI)	(XII)		(XIII)	(XIV)			
(1)	Indian																		
(a)	Individuals/Hindu undivided Family		4	14626806	0	0	14626806	22.75	14626806	0	14626806	22.75	0	22.75	0	0.00	0	0.00	14626806
	PRAVEEN SETH	AAMPS2424C	1	2133098	0	0	2133098	3.32	2133098	0	2133098	3.32	0	3.32	0	0.00	0	0.00	2133098
	LALIT SETH	AATPS1284R	1	8030228	0	0	8030228	12.49	8030228	0	8030228	12.49	0	12.49	0	0.00	0	0.00	8030228
	GAUTAM SETH	AATPS1285Q	1	2231740	0	0	2231740	3.47	2231740	0	2231740	3.47	0	3.47	0	0.00	0	0.00	2231740
	RISHI SETH	AATPS1286P	1	2231740	0	0	2231740	3.47	2231740	0	2231740	3.47	0	3.47	0	0.00	0	0.00	2231740
(b)	Central Government/State Government(s)		0	0	0	0	0	0.00	0	0	0	0.00	0	0.00	0	0.00	0	0.00	0
(c)	Financial Institutions/Banks		0	0	0	0	0	0.00	0	0	0	0.00	0	0.00	0	0.00	0	0.00	0
(d)	Any Other		4	32092023	0	0	32092023	49.91	32092023	0	32092023	49.91	0	49.91	0	0.00	0	0.00	32092023
	HAVELLS ELECTRONICS PVT LTD	AAACH0774P	1	11652130	0	0	11652130	18.12	11652130	0	11652130	18.12	0	18.12	0	0.00	0	0.00	11652130
	HAVELLS PRIVATE LIMITED	AAACH0878E	1	2842655	0	0	2842655	4.42	2842655	0	2842655	4.42	0	4.42	0	0.00	0	0.00	2842655
	HPL INDIA LIMITED	AAACH1967L	1	17573238	0	0	17573238	27.33	17573238	0	17573238	27.33	0	27.33	0	0.00	0	0.00	17573238
	JESONS IMPEX PVT LTD	AAACJ0670J	1	24000	0	0	24000	0.04	24000	0	24000	0.04	0	0.04	0	0.00	0	0.00	24000
	Sub-Total (A)(1)		8	46718829	0	0	46718829	72.66	46718829	0	46718829	72.66	0	72.66	0	0.00	0	0.00	46718829
(2)	Foreign																		
(a)	Individuals (Non-Resident Individuals/Foreign Individuals)		0	0	0	0	0	0.00	0	0	0	0.00	0	0.00	0	0.00	0	0.00	0
(b)	Government		0	0	0	0	0	0.00	0	0	0	0.00	0	0.00	0	0.00	0	0.00	0
(c)	Institutions		0	0	0	0	0	0.00	0	0	0	0.00	0	0.00	0	0.00	0	0.00	0
(d)	Foreign Portfolio Investor		0	0	0	0	0	0.00	0	0	0	0.00	0	0.00	0	0.00	0	0.00	0
(e)	Any Other		0	0	0	0	0	0.00	0	0	0	0.00	0	0.00	0	0.00	0	0.00	0
	Sub-Total (A)(2)		0	0	0	0	0	0.00	0	0	0	0.00	0	0.00	0	0.00	0	0.00	0
	<b>Total Shareholding of Promoter and Promoter Group (A)=(A)(1)+(A)(2)</b>		<b>8</b>	<b>46718829</b>	<b>0</b>	<b>0</b>	<b>46718829</b>	<b>72.66</b>	<b>46718829</b>	<b>0</b>	<b>46718829</b>	<b>72.66</b>	<b>0</b>	<b>72.66</b>	<b>0</b>	<b>0.00</b>	<b>0</b>	<b>0.00</b>	<b>46718829</b>





Table III - Statement showing shareholding pattern of the Public shareholder

Category	Category & Name of the Shareholder	PAN	No of Shareholders	No of fully paid up equity shares held	No of Partly paid-up equity shares held	No of Shares Underlying Depository Receipts	Total No of Shares Held (IV+V+VI)	Shareholding as a % of total no of shares (A+B+C2)	Number of Voting Rights held in each class of securities			No of Shares Underlying Outstanding convertible securities (Including Warrants)	Shareholding as a % assuming full conversion of convertible Securities (as a percentage of diluted share capital)	Number of Locked in Shares		Number of Shares pledged or otherwise encumbered		Number of equity shares held in dematerialized form	
									No of Voting Rights		Total as a % of (A+B+C)			No.	As a % of total Shares held	No.	As a % of total Shares held		
									Class X	Class Y	Total								
	(I)	(II)	(III)	(IV)	(V)	(VI)	(VII)	(VIII)	(IX)			(X)	(XI)	(XII)		(XIII)	(XIV)		
(1)	Institutions																		
(a)	Mutual Funds		1	1159532	0	0	1159532	1.80	1159532	0	1159532	1.80	0	1.80	0	0.00	NA	NA	1159532
	HDFC TRUSTEE CO LTD A/CHDFC HOUSING OPPORTUNITIESFUND-1140D NOVEMBER 2017 (1)	AAATH1809A	1	1159532	0	0	1159532	1.80	1159532	0	1159532	1.80	0	1.80	0	0.00	NA	NA	1159532
(b)	Venture Capital Funds		0	0	0	0	0	0.00	0	0	0	0.00	0	0.00	0	0.00	NA	NA	0
(c)	Alternate Investment Funds		1	1100000	0	0	1100000	1.71	1100000	0	1100000	1.71	0	1.71	0	0.00	NA	NA	1100000
	EQ INDIA FUND	AAATE7835M	1	1100000	0	0	1100000	1.71	1100000	0	1100000	1.71	0	1.71	0	0.00	NA	NA	1100000
(d)	Foreign Venture Capital Investors		0	0	0	0	0	0.00	0	0	0	0.00	0	0.00	0	0.00	NA	NA	0
(e)	Foreign Portfolio Investors		1	14	0	0	14	0.00	14	0	14	0.00	0	0.00	0	0.00	NA	NA	14
(f)	Financial Institutions/Banks		0	0	0	0	0	0.00	0	0	0	0.00	0	0.00	0	0.00	NA	NA	0
(g)	Insurance Companies		0	0	0	0	0	0.00	0	0	0	0.00	0	0.00	0	0.00	NA	NA	0
(h)	Provident Funds/Pension Funds		0	0	0	0	0	0.00	0	0	0	0.00	0	0.00	0	0.00	NA	NA	0
(i)	Any Other		0	0	0	0	0	0.00	0	0	0	0.00	0	0.00	0	0.00	NA	NA	0
	Sub Total (B)(1)		3	2259546	0	0	2259546	3.51	2259546	0	2259546	3.51	0	3.51	0	0.00	NA	NA	2259546
(2)	Central Government/State Government(s)/President of India		0	0	0	0	0	0.00	0	0	0	0.00	0	0.00	0	0.00	NA	NA	0
	Sub Total (B)(2)		0	0	0	0	0	0.00	0	0	0	0.00	0	0.00	0	0.00	NA	NA	0
(3)	Non-Institutions																		
(a)	i.Individual shareholders holding nominal share capital up to Rs.2 lakhs		48200	10656037	0	0	10656037	16.57	10656037	0	10656037	16.57	0	16.57	0	0.00	NA	NA	10656036
	ii.Individual shareholders holding nominal share capital in excess of Rs. 2 Lakhs		44	2252147	0	0	2252147	3.50	2252147	0	2252147	3.50	0	3.50	0	0.00	NA	NA	2252147
(b)	NBFCs Registered with RBI		0	0	0	0	0	0.00	0	0	0	0.00	0	0.00	0	0.00	NA	NA	0
(c)	Employee Trusts		0	0	0	0	0	0.00	0	0	0	0.00	0	0.00	0	0.00	NA	NA	0
(d)	Overseas Depositories (Holding DRs)(Balancing figure)		0	0	0	0	0	0.00	0	0	0	0.00	0	0.00	0	0.00	NA	NA	0
(e)	Any Other																		
	NON RESIDENT INDIANS		290	370832	0	0	370832	0.58	370832	0	370832	0.58	0	0.58	0	0.00	NA	NA	370832
	CLEARING MEMBERS		116	334755	0	0	334755	0.52	334755	0	334755	0.52	0	0.52	0	0.00	NA	NA	334755
	NON RESIDENT INDIAN NON REPATRIABLE		95	67656	0	0	67656	0.11	67656	0	67656	0.11	0	0.11	0	0.00	NA	NA	67656
	BODIES CORPORATES		115	679002	0	0	679002	1.06	679002	0	679002	1.06	0	1.06	0	0.00	NA	NA	679002
	H U F		2292	961682	0	0	961682	1.50	961682	0	961682	1.50	0	1.50	0	0.00	NA	NA	961682
	Sub Total (B)(3)		51152	15322111	0	0	15322111	23.83	15322111	0	15322111	23.83	0	23.83	0	0.00	NA	NA	15322110
	Total Public Shareholding (B) = (B)(1)+(B)(2)+(B)(3)		51155	17581657	0	0	17581657	27.34	17581657	0	17581657	27.34	0	27.34	0	0.00	NA	NA	17581656



**TABLE IIIA****Details of the shareholders acting as persons in Concert including their Shareholding:**

Name of Shareholder	Name of PAC	No of shares	Holding%
NIL	NIL		


**TABLE IIIB****Details of Shares which remain unclaimed may be given hear along with details such as number of shareholders, outstanding shares held in demat/unclaimed suspense account, voting rights which are frozen etc.**

No of Shareholders	No of shares
NIL	NIL



Table IV - Statement showing shareholding pattern of the Non Promoter - Non Public Shareholder

Category	Category & Name of the Shareholder	PAN	No of Shareholders	No of fully paid up equity shares held	No of Partly paid-up equity shares held	No of Shares Underlying Depository Receipts	Total No of Shares Held (IV+V+VI)	Shareholding as a % of total no of shares (A+B+C2)	Number of Voting Rights held in each class of securities			No of Shares Underlying Outstanding convertible securities (Including Warrants)	Shareholding as a % assuming full conversion of convertible Securities (as a percentage of diluted share capital)	Number of Locked in Shares		Number of Shares pledged or otherwise encumbered		Number of equity shares held in dematerialized form					
									No of Voting Rights					Total as a % of (A+B+C)	No.	As a % of total Shares held	No.		As a % of total Shares held				
									Class X	Class Y	Total									No.	As a % of total Shares held	No.	As a % of total Shares held
	(I)	(II)	(III)	(IV)	(V)	(VI)	(VII)	(VIII)	(IX)			(X)	(XI)	(XII)		(XIII)	(XIV)						
(1)	Custodian/DR Holder		0	0	0	0	0	0.00	0	0	0	0.00	0	0.00	0	0.00	NA	NA	0				
(2)	Employee Benefit Trust (under SEBI(Share based Employee Benefit) Regulations 2014)		0	0	0	0	0	0.00	0	0	0	0.00	0	0.00	0	0.00	NA	NA	0				
	<b>Total Non-Promoter-Non Public Shareholding (C) = (C)(1)+(C)(2)</b>		0	0	0	0	0	0.00	0	0	0	0.00	0	0.00	0	0.00			0				



**Table V- Statement showing details of Significant beneficial owners**

Sr. No.	Details of the significant beneficial owner (I)			Details of the registered owner (II)			Particulars of the shares in which significant beneficial interest is held by the beneficial owner (III)		Date of creation/ acquisition of significant beneficial interest (IV)
	Name	PAN	Nationality	Name	PAN	Nationality	Number of shares	Shareholding as a % of total no. of shares (calculated as per SCRR,1957) As a % of (A+B+C2)	
1	Lalit Seth	AATPS1284R	Indian	Havells Private Limited	AAACH0878E	Indian Company	4.42	4.42	26-03-2009

